



Antilla Condos

45 Antilla Ave
Coral Gables, FL 33134

Every month we compile this comprehensive market report focus on Antilla Condos in this convenient and easy to read format. Our datas comes from more than six different sources including MLS Associations, County Offices and Financial Institutions. Get this report for free every month on our website antillacondosforsale.com.

Property Stats

POSTAL CODE 33134

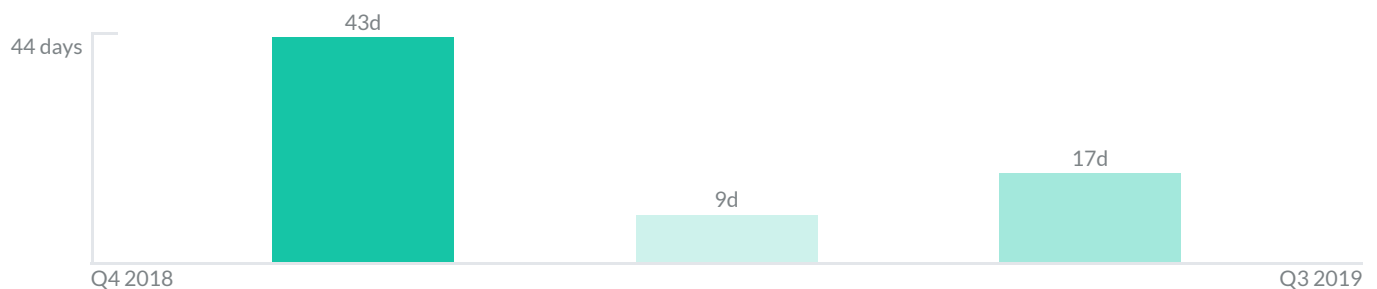
The property stats graph represents the median price evolution since ten years in your postal code area.



Similar Properties

DAYS ON THE MARKET

Everyday 3 months we monitor how many days it takes for similar properties to be sold. This is also a good indicator to know when to buy or sale!



Mortgage Rates

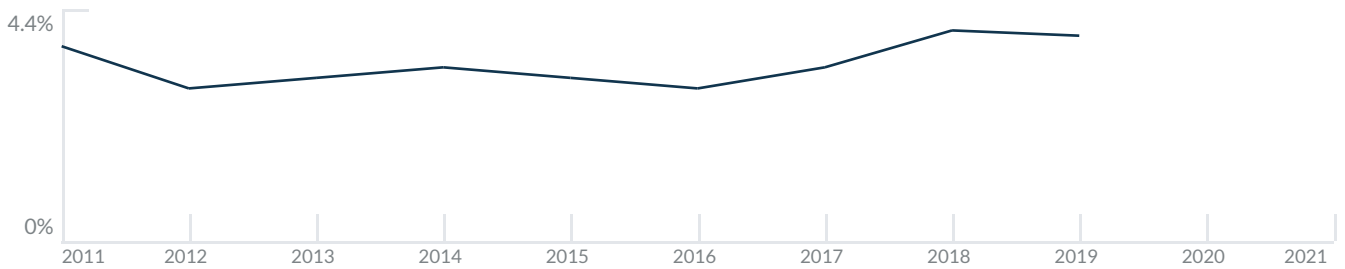
PER YEAR

Understanding mortgage economics is important when you want to buy with a loan. Below is the historical yearly average mortgage rates in the Unites States retrieved from Freddie Mac©

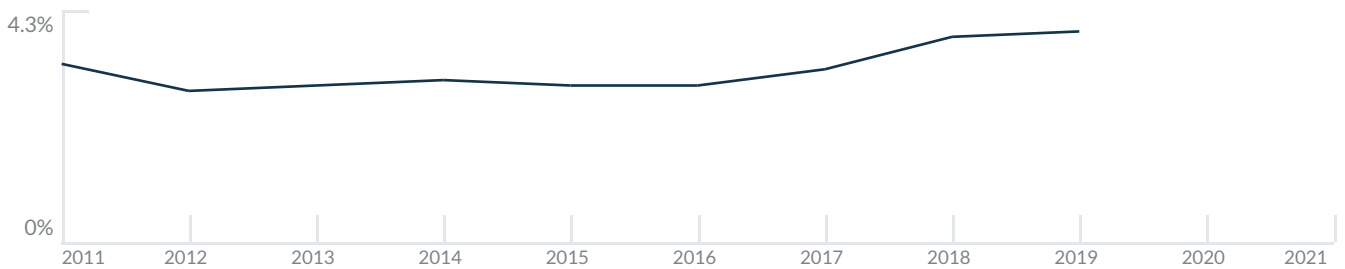
30 YEARS FIXED 4.4%



15 YEARS FIXED 3.9%



5/1-YEAR ADJUSTABLE 3.9%



Schools

CLOSEST

Having good schools nearby is important if you have kids or plan to rent or sell your home. Ratings are retrieved from the leading independent and nonprofit GreatSchools©

ELEMENTARY SCHOOL
Somerset Gables Academy
10/10

MIDDLE SCHOOL
International Studies Charter Middle School
10/10

HIGH SCHOOL
Miami Senior High School
4/10

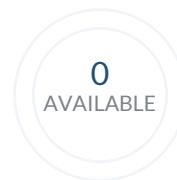
Insights

IN ANTILLA CONDOS

Below the average listing prices of available unit per property type.

% to %
CAP RATE
Yearly net income when rent

1.4%
NEGOTIABILITY
What you can negotiate



Sale within the last month

Activity

SOLD OR RENTED

Below the latest transactions reported by the local MLS Association for Antilla Condos

<p>\$1,800</p> <p>UNIT 1A</p> <p>RENTED FEB 2021</p> <p>1 Bath 1 Bed</p>	<p>\$1,800</p> <p>UNIT 2K</p> <p>RENTED OCT 2020</p> <p>1 Bath 2 Beds</p>	<p>\$1,550</p> <p>UNIT 3D</p> <p>RENTED FEB 2021</p> <p>1 Bath 1 Bed</p>
<p>\$1,675</p> <p>UNIT 3M</p> <p>RENTED FEB 2021</p> <p>1 Bath 1 Bed</p>	<p>\$2,275</p> <p>UNIT 1</p> <p>RENTED NOV 2020</p> <p>2 Baths 2 Beds</p>	<p>\$1,350</p> <p>UNIT 2FL</p> <p>RENTED FEB 2021</p> <p>1 Bath 0 Beds</p>

Sold

LAST 20 PROPERTIES SOLD IN ANTILLA CONDOS

Unit	Price	Beds/Baths	\$/Sqft	Sqft	Buying Date	Days on Market
2	\$1,100	1/1	\$2.3	480	Jul 2019	17
4	\$1,275	1/1	\$0.6	2,282	May 2019	9
2G	\$267,000	2/2	\$342.3	780	Oct 2018	40
2H	\$230,000	1/2	\$306.7	750	Oct 2018	46
2D	\$205,000	1/1	\$341.7	600	Oct 2016	92
2D	\$205,000	1/1	\$341.7	600	Oct 2016	92
1-C	\$165,000	1/1	\$275.0	600	Feb 2015	2
1-C	\$165,000	1/1	\$275.0	600	Feb 2015	2
N/A	\$160,000	1/1	\$288.3	555	Dec 2014	21
1-E	\$160,000	1/1	\$288.3	555	Dec 2014	21
1-D	\$160,000	1/1	\$266.7	600	Aug 2014	14
1-D	\$160,000	1/1	\$266.7	600	Aug 2014	14
3-C	\$127,000	1/1	\$211.7	600	Jun 2012	0
7	\$44,900	1/1	\$82.8	542	Nov 2011	207
3-C	\$127,000	1/1	\$211.7	600	Nov 2011	0
4	\$59,000	1/1	\$109.1	541	Mar 2011	99
10	\$37,000	1/1	\$68.3	542	Jan 2011	433
2-A	\$79,200	1/1	\$132.0	600	Jan 2011	19
3-E	\$149,000	1/1	\$256.9	580	May 2009	14
1-G	\$79,900	1/1	\$145.3	550	Apr 2009	40

Rented

LAST 20 PROPERTIES RENTED IN ANTILLA CONDOS

Unit	Price	Beds/Baths	\$/Sqft	Sqft	Rented Date	Days on Market
1A	\$1,800	1/1	\$3.0	600	Oct 2020	45
2K	\$1,800	2/1	\$2.4	740	Oct 2020	28
3D	\$1,550	1/1	\$2.6	600	Sep 2020	20
3M	\$1,675	1/1	\$2.6	635	May 2020	63
1	\$2,275	2/2	\$2.3	1,000	Mar 2020	149
2FL	\$1,350	0/1	\$4.5	300	Nov 2019	27
3	\$1,400	2/1	\$1.7	825	Oct 2019	41
2FL	\$1,200	0/1	\$4.8	250	Oct 2019	17
4	\$1,100	0/1	\$2.3	475	Oct 2019	6
3 B	\$950	0/1	\$2.4	400	Oct 2019	45
1	\$1,275	1/1	\$2.0	650	Oct 2019	4
1	\$1,600	2/1	\$1.9	850	Sep 2019	64
3	\$1,275	1/1	\$2.1	600	Sep 2019	58
3	\$1,450	2/1	\$1.8	787	Sep 2019	64
2	\$1,250	0/1	\$3.6	350	Sep 2019	23
5	\$1,125	0/1	\$3.1	366	Aug 2019	7
4	\$1,400	2/1	\$1.6	850	Aug 2019	44
4	\$1,100	0/1	\$4.4	250	Aug 2019	8
2	\$1,495	1/1	\$2.1	700	Aug 2019	7
2	\$1,700	1/1	\$2.6	650	Jul 2019	56